



SMW4N-LED

LED Surface Mount Wrap



IDEAL APPLICATIONS

- Stairwells
- Hallways
- Foyers
- Utility Areas

DESCRIPTION:

The SMW4N-LED Surface Mount Wrap is a 4' linkable linear fixture ideal for indoor use. The wraparound fixture is easy to install and features a link connector ideal for combining multiple fixtures in one row.

FEATURES:

- Frosted polycarbonate lens creates uniform, glare-free illumination.
- Sturdy steel housing with polycarbonate end caps.
- Patented design of clips on either end facilitates quick and toolless lens removal, making it easy for the Installer to complete wiring of the unit.
- Two fixture options:
Selectable fixture - 120-347V / VK (3500K/4000K/5000K)
Dedicated fixture - 120-277V, 4000K .
- Colour selectable fixture allows Installer to choose between 3500K/4000K/5000K CCT using a switch inside the housing at the time of installation.
- Easy-to-use link connector or 12" interconnect cable accessories can be used to connect up to 8 fixtures in one row.
- Fixtures interconnected with 5PIN accessories can be dimmed.
- Fixture has provisions to be surface mount or suspended mount.

SPECIFICATIONS*

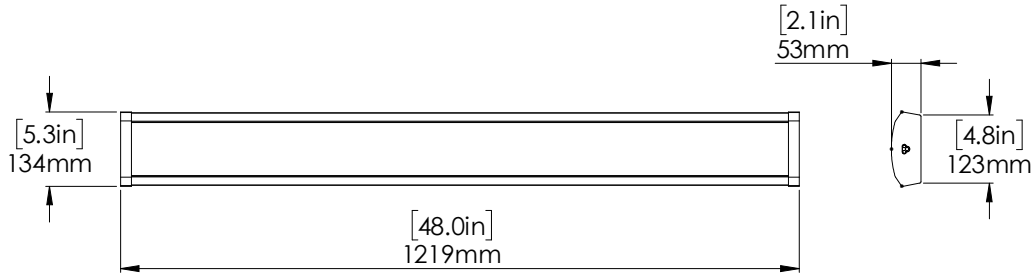
SMW4N-LED48

Watts	46.27W
Lumens	5801 lm
Efficacy	125.4 lm/W
Voltage	Selectable Fixture - 120-347V Dedicated Fixture -120-277V
CCT	Variable Kelvin - (3500K/4000K/5000K) Dedicated Kelvin - 4000K
Replaces Up To	2 Lamp T8
CRI	85.2
Dimming	1-10V Dim (10%-100%)
THD (%)	12.30%
Power Factor	0.985
LED Life (L80)	>54000 hours
Housing Finish	White
Housing Material	Steel
Lens Details	Frosted Polycarbonate Lens
Mounting	Surface or Suspended mount
Operating Temp.	-20°C to +40°C -4°F to +104°F
Options Sold Separately	5' interconnect cable for 5 PIN, 72"/ 6' interconnect cable for 3 PIN, Links connector for 5 PIN / 3 PIN, 12" interconnect cable for 5 PIN / 3PIN, End cap Link connector kit for 5 PIN, 5' cord & plug for 3 PIN, end cap kit for conduit entry.
Certifications	ETL Listed, IP20, 5 Year Warranty, Damp Locations, DLC 5.1

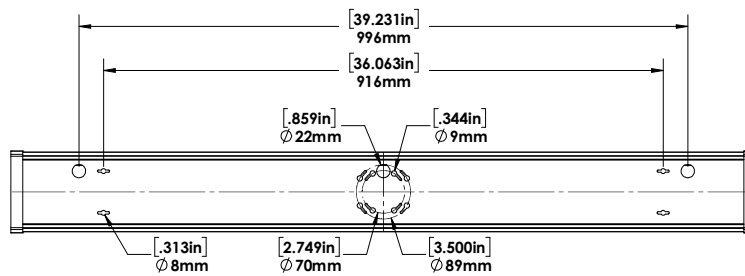
*Specifications shown are for 120V-347V/4000K configuration.



DIMENSIONS:



Knockouts On Back of the Fixture



AMPERAGE DRAW & SURGE PROTECTION

	CURRENT (A)					INTERNAL SURGE PROTECTION (kV)	
	120V	208V	240V	277V	347V	120-277V	120-347V
SMW4N-LED48	0.41A	0.24A	0.21A	0.18A0	0.15A	2kV	2kV

TM-21 ESTIMATED LUMEN MAINTENANCE

	50,000 Hours	75,000 Hours	100,000 Hours
SMW4N-LED48	81.2%	73.1%	65.7%

Life hours are derived from IESNA LM-80 testing report and projected per IESNA TM-21 calculations.

WEIGHTS (lbs)

SMW4N-LED48	3.65
-------------	------

SPECIFICATIONS

Model Number	Voltage (V)	Power (W)	Light Output (Lm)	Efficacy (Lm/W)	THD (%)	PF	CCT	CRI
SMW4N-LED48-H-VK-WHT-DIM-FR (3500K)	120-347	47.72	5531	115.9	13.4	0.985	3376	83.4
SMW4N-LED48-H-VK-WHT-DIM-FR (5000K)	120-347	47.23	5706	120.8	10.1	0.983	4873	84.9
SMW4N-LED48-B-4K-WHT-DIM-FR	120-277	46	5440	118.1	16	0.99	4000	80

LEGEND

B - 120-277V, H - 120-347V
 VK - Colour Selectable (3500K/4000K/5000K), 4K - 4000K
 WHT - White
 DIM - 1-10V Dimming
 FR - Frosted Lens

CCT SELECTABLE SWITCH:



The fixture colour temperature on the selectable fixture can be adjusted using the switch accessed inside the fixture.

CCT can be adjusted to 3500K/4000K/5000K. Default setting is 4000K.

EASY INSTALLATION TAB:



Easy Installation

Clips on either end can be slid off allowing installer to easily remove the lens for ease of wiring and maintenance.

LINK CONNECTOR



Link Connector

The easy to use link connector fits into the end of the SMW4N-LED fixture and enables you to combine up to eight fixtures in a row.

(Fixture comes complete with 3PIN link connector in the box)

ACCESSORY (SOLD SEPARATELY)



SMW End Cap for Conduit Entry

Easy to install, end caps for conduit installations.

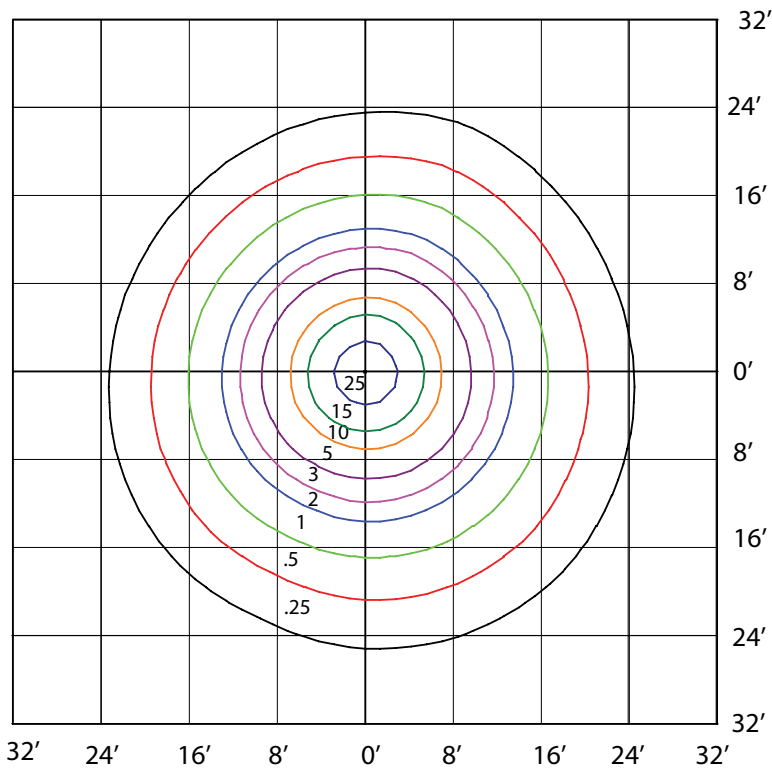
1. Remove existing cap.
2. Place new cap.
3. Attach conduit and wire.

Note: Conduit pipe not included.

SMW4N-LED48-H-VK-WHT-DIM-FR (4K)
Mounted at 8 feet

Lumens 5943.5

Maximum Calculated Value 32.69 Fc



ORDERING GUIDE:

SMW4N	LED 48			DIM	WHT	FR
Fixture	Wattage	Voltage	Colour Temp.	Dimming	Finish	Lens
	LED48	B - 120-277V H - 120-347V	4K - 4000K VK - Colour Selectable 3500K/4000K/5000K	DIM - 1-10V Dimming	WHT - White	FR - Frosted Lens

STOCK CODE		DESCRIPTION
SELCTABLE FITURE	081287	SMW4N-LED48-H-VK-WHT-DIM-FR
DEDICATED FITURE	080729	SMW4N-LED48-B-4K-WHT-DIM-FR


Note: Use 5PIN accessories for dimming interconnected fixtures

ACCESSORIES SOLD SEPARATELY

5PIN Accessories




012572-SMW END CAP LINK CONNECTOR KIT FOR 5PIN



012573-SMW-LED 5' INTERCONNECT CABLE FOR 5PIN



012575-SMW-LED LINK CONNECTOR FOR 5PIN



012574-SMW-LED 12" INTERCONNECT CABLE FOR 5PIN

3PIN Accessories



012557 - SMW-LED 5' CORD & PLUG WHT FOR 3PIN



012568-SMW-LED 72" INTERCONNECT CABLE WHT FOR 3PIN



012559-SMW-LED LINK CONNECTOR FOR 3PIN



012558-SMW-LED 12" INTERCONNECT CABLE WHT FOR 3PIN



012571-SMW END CAP KIT F/CONDUIT ENTRY